

WEBER BUILT-IN BARBECUES

Installation and ventilation requirements

What are the installation space and design considerations?

A Weber Built-In barbecue can be installed against a wall, as long as it's constructed from a non-combustible material. Built-in barbecues must be installed at least 60 cm clear from any combustible materials (including windows), unless a compliant non-combustible barrier is used.

Consider the availability of services (ie. natural gas, water, electricity), and how easily you will have access to them, when choosing the location for your built-in barbecue.

What are the ventilation requirements?

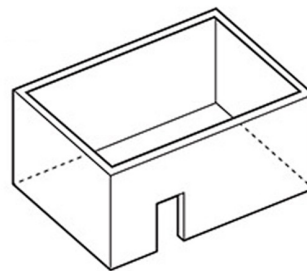
You can install a Weber built-in barbecue (gas appliance) on a balcony, a verandah, patio, partially enclosed alfresco area or completely open alfresco area – as long as it complies with the Australian and New Zealand Standard for the use of outdoor gas appliances.

Weber does not set the standard – but is required to comply with them. When Weber conduct a Delivery and Assembly service, please be aware that these requirements are stringently adhered to by Weber technicians.

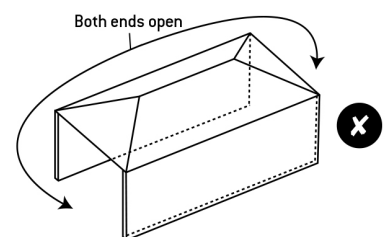
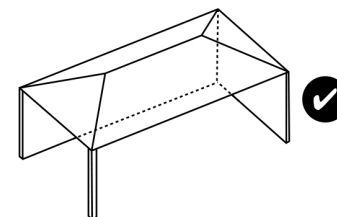
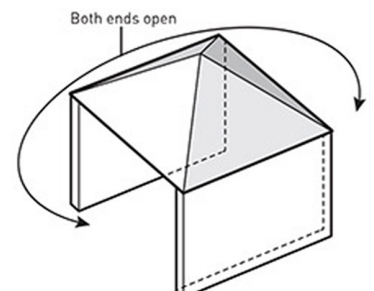
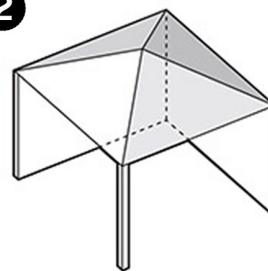
If you're installing a Weber with a gas appliance into an 'enclosure' of any type (eg. with any walls or overhead cover), the enclosure must comply with one of the following:

- An enclosure with walls on all sides, but at least one permanent opening at ground level and no overhead cover (refer to diagram 1)
- Within a partial enclosure that includes an overhead cover and no more than two walls permanently open and unrestricted, equal to at least 50% of the total wall area (refer to diagram 2)
- Within a partial enclosure that includes an overhead cover and more than two walls, the following shall apply (refer to diagrams 3):
 - » at least 25% of the total wall area is completely and permanently open and unrestricted; and
 - » at least 30% of the remaining wall area is open and unrestricted
- In the case of balconies, at least 20% of the total of the side, back and front wall areas shall be and remain permanently open and unrestricted.
- **It is important to note that the use of windows, café blinds or louvres are not considered to be a permanent opening (they are considered a restriction).**

1



2



3

